

## Delivery access



Manchester is at the heart of a comprehensive motorway network. Manchester's M60 orbital motorway provides easy access from north, south, east and west. Manchester Central's address is Petersfield, Manchester M2 3GX.

### **M6 (from south – Stoke, Birmingham)**

Leave the M6 at junction 19, just after Knutsford Services. Follow the A556 towards Altrincham and pick up the M56 towards Manchester Airport. Follow the motorway onto the A5103 (Princess Parkway), then follow signs for Manchester Central, Petersfield.

### **M6 (from north – Preston, Carlisle)**

Leave the M6 at junction 21a for the M62 towards Manchester. At junction 12, join the M602 and continue to the end of the motorway (Regent Road Roundabout, Salford). Follow signs to the city centre along Regent Road, and then to Manchester Central, Petersfield.

### **M62 (from west – Liverpool)**

At M62 junction 12, join the M602 and continue to the end of the motorway (Regent Road Roundabout, Salford). Follow signs to the city centre along Regent Road, and then to Manchester Central, Petersfield.

### **M62 (from east – Leeds, Yorkshire)**

At M62 junction 18, join the M60 west-bound. Take junction 17 onto the A56 (Bury New Road) and follow signs to the city centre, and then to Manchester Central, Petersfield.

### **M56 (from west – North Wales, Chester)**


Follow the M56 past Manchester Airport. Continue onto the A5103 (Princess Parkway), then follow signs for Manchester Central, Petersfield.

1 Delivery access to Exchange Hall: Windmill Street, M2 3GX





2 Delivery access to Central Halls & Charter Suite: Albion Street, M1 5JB

Approaching from Medlock Street



Approaching from Lower Mosley Street



Please note: There is a Europarks car park behind the venue, please do not park here, as you will be charged.